

**KAESER**  
**COMPRESSORS**

*Built for a lifetime.™*



# Compressed Air System Control

**Kaeser Flow Controller**

Capacities from 250 to 18,000 cfm

**[kaeser.com](http://kaeser.com)**

# Kaeser Flow Controller (KFC)

## The benefits of stable pressure

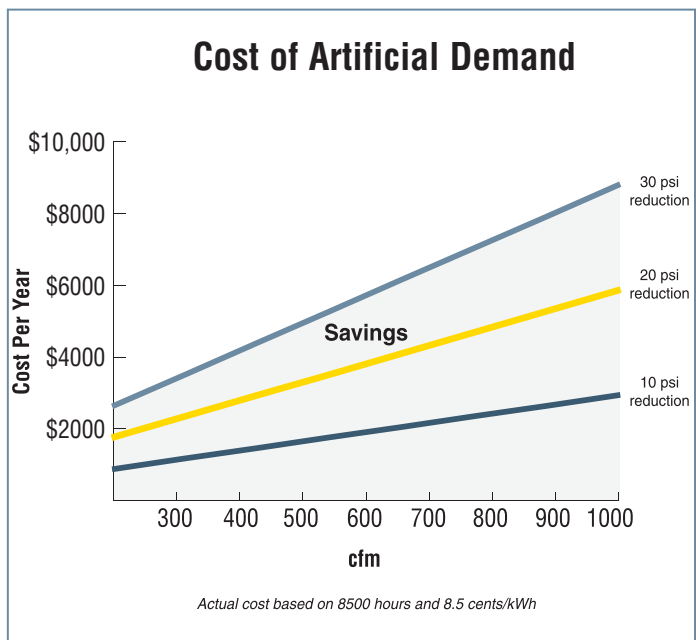
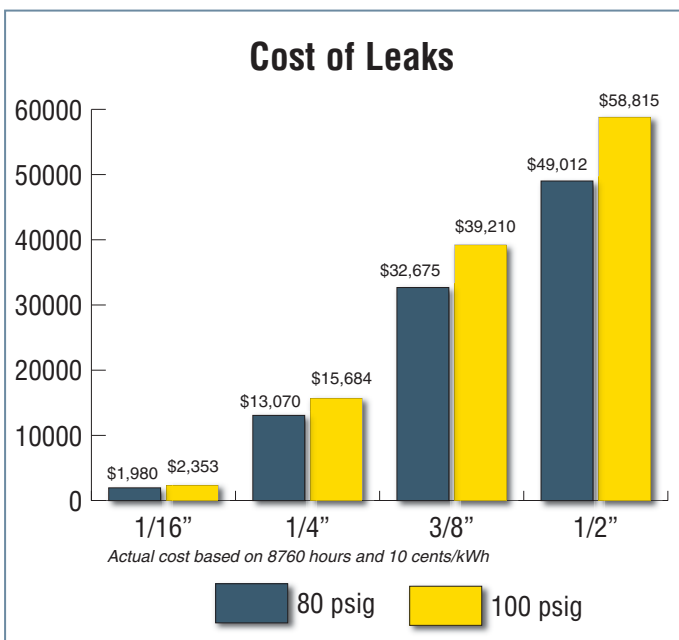
The Kaeser Flow Controller (KFC) is an intermediate flow control installed between the air system supply and the distribution network. When combined with proper storage it rapidly responds to changes in demand and ensures stable air pressure to all points of use throughout your facility for higher production rates, reduced maintenance costs, and significant energy savings.

## The Fourth Utility

Compressed air is a very expensive utility. At 10 cents per kWh, a 125 hp compressor can consume up to \$95,000 per year in energy costs alone. In most systems, only 50% of the air produced is needed for production. Leaks, inappropriate uses, and artificial demand account for the remaining 50%. Without proper controls, you are likely to produce more air volume than needed at higher energy input rates and still not provide stable flow and pressure to your production equipment. Controlling flow and system pressure reduces much of this waste and improves pneumatic equipment operation at the same time.

## The Impact of Artificial Demand and Leaks

Artificial demand is operating a system at a higher pressure than necessary. Every 2 psig increase in pressure costs approximately 1% increase in power consumption. Most systems have fluctuating demand and if not properly controlled, system pressure will also fluctuate, leading to inconsistent production, higher scrap rates, and higher energy costs. To compensate, many users run more compressors than needed and at higher pressures than needed, causing higher leak rates and greater energy usage.



# Flow controller operation

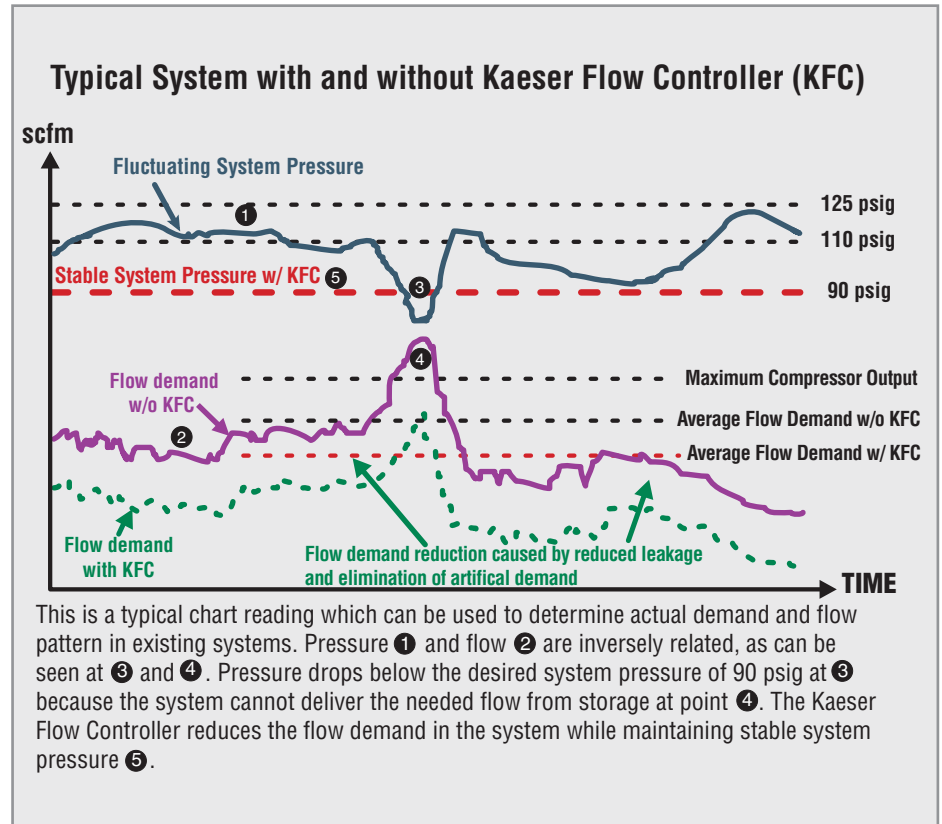
The KFC creates more effective storage by accumulating compressed air in receivers and only delivering what air is needed for production. It responds very rapidly to fluctuating demand and actively maintains constant system pressure downstream.

## Reduce Costs and Waste

Stable air pressure means lowering the operating pressure to what production equipment actually needs. This eliminates artificial demand and substantially reduces air losses through leaks. In this way, overall air consumption is greatly reduced.

Further, stored compressed air can now be used to satisfy air demand spikes (see point 5, on the right) without pressure drop at the point of use. Additional energy is saved, since standby compressors do not have to come on-line. This greatly reduces compressor cycling and ensures more efficient use of compressors.

An added benefit is that by reducing wide fluctuations in volume flow (and velocity), the KFC ensures that your dryers and filters have adequate contact time to properly clean your compressed air. This protects production equipment which may be sensitive to moisture and other contaminants.



## Flow Controller Applications

Plants with older compressors that are not compatible with current system master controller technology can benefit from a flow controller since the KFC can help maintain a stable system operating pressure and reduce fluctuations in flow—no communications ports are necessary.

Also, installations with older piping and higher leak loads where it may not be possible to replace aging piping or repair existing leaks can benefit from the KFC's ability to reduce leak rates and artificial demand.

Additionally, applications with a large, intermittent demand event may benefit from having a flow controller since the flow controller creates true storage that can supply the demand event instead of bringing on an additional compressor.

# Technical Specifications

Model	Max. Flow (scfm)	Connection Size (in.)	Valve Assembly Dimensions W x D x H (in.)	Control Valve Weight (lb.)
KFC 250E	250	1" NPT	7 x 7½ x 12	30
KFC 500E	500	2" NPT	10¼ x 9½ x 14½	50
KFC 1000E	1000	2" Flange	12½ x 9¼ x 14½	60
KFC 1500E	1500	3" Flange	12¾ x 12¾ x 19	140
KFC 3400E	3400	4" Flange	14½ x 12¼ x 19	165
KFC 8600E	8600	6" Flange	24 x 12½ x 19¼	200
KFC 18000E	18,000	8" Flange	CF	250

**Max working pressure:** 175 psig **Max ambient air temperature:** 115°F **Max inlet air temperature:** 150°F  
 Higher pressures and temperatures available on request. Consult factory.  
 With adequate supply air, storage, and piping, the KFC is capable of holding demand side pressure setpoint to ±0.5 psi.

*Specifications are subject to change without notice.*



## Features:

- Automatic internal bypass in case of low pressure or loss of power
- Rapid valve response
- NEMA 1 enclosure with status LED
- Control panel can be isolated for service without interrupting air supply
- Closed loop pressure control
- Pressure adjustment knob with lock
- Remote and local pressure set point adjustment
- Electronically controlled pressure regulator
- 5 VDC general alarm
- Easy installation with plug-in power
- No field calibration necessary
- Pilot air does not need to be instrument air quality
- No preventive maintenance

# KAESER COMPRESSORS

*Built for a lifetime.™*



**Kaeser Compressors, Inc.**  
 511 Sigma Drive  
 Fredericksburg, VA 22408 USA  
 Telephone: 540-898-5500  
 Toll Free: 800-777-7873  
 info.usa@kaeser.com

**Kaeser Compressors Canada Inc.**  
 3760 La Verendrye Street  
 Boisbriand, QC J7H 1R5 CANADA  
 Telephone: (450) 971-1414  
 Toll free: (800) 477-1416  
 info.canada@kaeser.com

**Kaeser Compresores de México S de RL de CV**  
 Calle 2 #123  
 Parque Industrial Jurídica  
 76100 Querétaro, Qro.  
 Telephone: 01 (442) 218 64 48  
 sales.mexico@kaeser.com

**Kaeser Compresores de Guatemala y Cia. Ltda.**  
 Calz. Atanasio Tzul 21-00, zona 12  
 El Cortijo II, Bodega 501  
 01012-Guatemala City  
 Telephone: +502 2412-6000  
 info.guatemala@kaeser.com

[www.kaeser.com](http://www.kaeser.com)

Certified Management Systems

